

# Foz Wood<sup>TM</sup>

—Premium Wood Coatings—



Distributed by: **NANOVIZ**<sup>®</sup> [www.nanoviz.com](http://www.nanoviz.com)

## **Aqueous Borne Premium Wood Coatings** Technical Overview & Application Guide





## Product Overview

**FozWood™** is a premium waterborne wood coating technology, delivering superior durability, chemical resistance, and a premium finish in a safer, healthier formula.

Engineered to enhance the natural beauty of wood and for professional results, its advanced formulation ensures a smooth, self-leveling application with excellent flow, creating a hard, protective finish that resists scratches, stains, and moisture. Ideal for kitchen cabinets, furniture, and all wood or MDF surfaces. The rapid drying times and exceptional coverage help reduce project time, making it an efficient choice for both residential and commercial applications.

FozWood™ delivers a versatile, beautiful finish. Its low-odor, VOC-compliant solution supports healthier indoor air quality, combining modern coating technology with environmental responsibility for a long-lasting, high-quality finish without compromise.

To achieve the perfect look for any project, it is available in glossy, satin, and matte clear sheens, along with a selection of premium colors.

To provide ultimate versatility and performance for any application, FozWood™ is available in both **1K (single-component)** and **2K (two-component)** systems.

## Key Features

- **PREMIUM QUALITY**
- **CHEMICAL RESISTANCE**
- **EXTREMELY DURABLE**
- **INCREDIBLE COVERAGE**
- **FAST DRYING**
- **EXCELLENT STAIN RESISTANCE**
- **EXCELLENT SELF LEVELING**

## Recommended Applications

- **KITCHEN CABINETS**
- **ALL OTHER CABINETS**
- **INTERIOR TRIM**
- **INTERIOR WOODWORK**
- **EXTERIOR FURNITURES**
- **ALL TYPE OF WOOD**
- **MDF, TIMBER, VENEER**

**Disclaimer:** Information on this brochure is based on our internal laboratory tests and characteristics shown here are not sales specifications. Procedures and directions for use of products are recommendations only, with no warranties expressed or implied. The user is solely responsible for determining suitability of the products for the particular application. We recommends consultation with our technical experts and trials before general or production use of any of its products. Our products are provided subject to its standard terms and conditions. This data sheet supersedes all previous publications for the products described herein.

# PRODUCT RANGE

## OUR – INTEGRATED – SOLUTION

A truly professional finish demands a system where every component works in perfect harmony. From initial preparation to the final protective coat, each product in our range is specifically formulated for seamless compatibility and synergistic performance. This integrated approach ensures a flawless, beautiful, and durable finish for any wood or MDF surface, delivering premium results you can trust.



### FozWood™ Dent Filler // Putty

A flawless finish demands a perfect foundation. Our FozWood™ Dent Filler is a high-strength compound engineered to fill cracks, dents, and holes in any wood or MDF surface and giving a durable, non-shrinking fill that sands effortlessly to smooth finish, creating a perfectly flat and seamless base while giving superior adhesion for a truly professional result.




### FozWood™ Anti Tannin Coating

A specialized barrier coat engineered to neutralize and lock naturally occurring tannins and lignins within the timber. This coating effectively prevents bleed-through and surface discoloration, ensuring your topcoat retains its absolute color purity and brilliance. It is the essential foundation for achieving a flawless, professional finish on high-tannin wood species.



### FozWood™ Wood Glaze

Reveal the innate soul and artistry of your wood with our Signature Glaze Collection. Meticulously crafted to illuminate the natural grain with unparalleled depth and clarity, our advanced, deep-penetrating formula ensures a non-Spotting, flawless, uniform finish. Each shade in our curated palette allows you to achieve a finish of bespoke elegance—from ethereal, natural tones to bold, dramatic statements.



### FozWood™ MonoCoat

MonoCoat is designed for those who believe a finish should be as refined as the wood itself. This advanced waterborne formula works in harmony with the grain, revealing the timber's true character and depth to create a flawless, tactile surface. Its remarkably smooth application settles into a professional-grade finish that feels both substantial and luxurious to the touch. As a low-VOC solution it combines aesthetic perfection with a commitment to a healthier space, turning any project into a lasting masterpiece of understated elegance.



### FozWood™ Sealer

Our sealer creates a uniform non-porous foundation for superior adhesion and depth. This critical layer elevates the surface while ensuring a flawless and professional result. It is available in both 1K and 2K systems.

**Clear Sealer:** Engineered for absolute transparency, this sealer preserves the rich detail of the wood while providing a crystal-clear base for a top coat.

**White Sealer:** The definitive foundation for opaque finishes, its formula provides a pure, consistent base that gives true color fidelity and vibrancy.



### FozWood™ Top Coat


The FozWood™ Top Coat, delivers the ultimate fusion of beauty and superior protection. This advanced water-borne coating fortifies your project against the wear of daily life, creating a durable shield proving the essential final layer of protection for your project. It is available in both 1K and 2K system making it versatile for different applications.

**Clear Top Coats:** Protects and enhances the wood's natural beauty with a stunning, non-yellowing finish available in our Regal Sheen collection.

**Coloured Top Coats:** Delivers a rich, premium finish in a curated palette of premium shades for a modern and highly durable aesthetic.

# CLEAR FINISHES

REGAL – PREMIUM – STUNNING




## Glossy

Engineered for maximum visual impact, our Glossy finish provides a flawless, high gloss surface with exceptional depth and clarity.

It is formulated to achieve the highest level of specular reflection, making it the definitive choice for statement pieces where absolute brilliance is desired. This finish offers superior durability and cleanability, ideal for creating a formal, high-polish aesthetic.

**Gloss Level @60°: 80 – 90**




## Satin

Exhibiting a refined and versatile elegance, our Satin finish offers a subtle radiance that enhances the natural warmth of the wood grain.

This popular sheen strikes a perfect equilibrium between light reflection and understated sophistication, providing a smooth, durable surface that is both beautiful and easy to maintain. It is the consummate choice for achieving a timeless, premium look in any setting.

**Gloss Level @60°: 30 – 50**



## Matte

Our Matte finish is designed for a truly contemporary and sophisticated appeal, delivering a non-reflective surface with a smooth, velvety tactility.

By diffusing light, this finish minimizes glare and conceals minor surface imperfections, allowing the organic character of the wood to remain the primary focus. It provides a durable, protective layer for a modern aesthetic of understated luxury.

**Gloss Level @60°: 10 – 30**

# APPLICATION PROCESS

SAFER – FASTER – DURABLE

1



## PREP: Surface Preparation

Start by cleaning the wood of all dust, oil, and grime. Fill any dents or gouges with **FozWood™ wood filler**. Sand the entire surface with the grain, starting with a medium-grit paper like #120 to level the wood, then progressing to a fine-grit paper like #180 or #220 for a smooth touch. Do not skip grits. A thorough final sanding is crucial for even color and a professional look. After sanding, thoroughly remove all dust with vacuum and a tack cloth.


2



## Protect: Tannin Blocking

Apply a thin, even coat of **FozWood™ Anti-Tannin Coating** to the prepared surface using a brush or spray. Allow the coating to dry completely. Once cured, lightly sand using sand paper of #400. IF required apply two coats.

3



## GLAZE: Wood Staining

Glazing brings out the character and color of the wood. This step is only needed if you are applying a clear top coat and desire a different color. For soft woods like pine, first apply a pre-stain wood conditioner to prevent blotching. Apply the **FozWood™ Glaze** evenly with a brush or lint-free cloth. Allow the glaze to penetrate for 20-30 minutes, then very lightly wipe off all excess with a clean cloth. For a deeper color, apply a second coat after the first has fully dried.


4



## MONOCOAT: Protection

Ensure the surface is finely sanded, cleaned, and completely free of dust. Apply an even layer of directly to the wood, spreading it consistently with a suitable applicator pad or cloth. Allow the product to get absorbed briefly with the wood's fibers. Critical to the process, thoroughly remove all unabsorbed excess from the surface using a clean, lint-free cloth, ensuring only the bonded layer remains. Apply a 2<sup>nd</sup> coat in the same manner. MonoCoat delivers exceptional protection and a rich, natural aesthetic in a single, efficient step, without the need for additional layers.

5




## SEAL: Seal the surface

Sealing the wood creates a uniform, non-porous base that gives a beautiful and durable final coat. If you are using a clear top coat, apply two even layers of **FozWood™ Clear sealer**. If you plan to use a colored top coat, apply the **FozWood™ White sealer**. Let the sealer dry completely as per the product instructions. Once dry, lightly sand the surface with extra-fine sandpaper like #600 or #800 to smooth any raised grain, then wipe away all dust.

**Optional:** If required apply the 3<sup>rd</sup> coat of sealer.

6



## SHIELD: Topcoat Protection

The final top coat provides the ultimate protection against wear, moisture, and scratches, giving your substrate lasting beauty and durability. Stir the **FozWood™ Top Coat** gently but thoroughly. Apply an even coat using spray or a high-quality brush, moving in long strokes with the grain. Let the first coat dry completely. Lightly sand with extra-fine sandpaper #1000 grit, wipe clean, and apply a second coat. For high-traffic surfaces like tabletops, a third coat is recommended for maximum protection.

# SAMPLE REQUEST

CONTACT INFORMATION



**Request a sample today!**

Manufactured by:



**FOZDAR PRODUCTS**

Distributed by:



**Address:** Menara PKNS Unit 6B, Block A, No. 17 Jalan Yong Shook Lin,  
Section 7, 46050 Petaling Jaya, Selangor, Malaysia

**W:** [www.nanoviz.com](http://www.nanoviz.com)

**E:** [info@nanoviz.com](mailto:info@nanoviz.com)



**W:** +6012 - 799 8748